



Aesthetic Plastic Surgery
National Databank
Statistics 2020

Table of Contents

Resources for Media	3
About The Aesthetic Society	4
About the Aesthetic Surgery National Databank	5
Quick Facts and Highlights of 2020 Statistics	6
Highlights of 2020 Statistics	7
Breast Surgery	8
Body Surgery	9
Face/Neck/Brow Surgery	10
Eyes/Ears/Nose Surgery	11
Genitourinary Surgery	12
Toxins & Filler	13
Energy & Other Services	14
Aesthetic Plastic Surgeon Fees: Surgical	15
Aesthetic Plastic Surgeon Fees: Non-Surgical	16



Resources for Media

Thought and opinion leaders in all types of aesthetic procedures, surgical and nonsurgical, are available for interviews and comment.

Visit the the Newsroom at Surgery.org/media to find:

- Downloadable statistics
- Procedural facts
- Complete library of press releases ranging from 1998 to the present indexed by subject and date

About The Aesthetic Society

Leading the Way in Aesthetic Plastic Surgery

For over 50 years, Aesthetic Society members have gone beyond being just board-certified. With more than 2,200 members spanning the globe, The Aesthetic Society is at the frontier of innovation in aesthetic plastic surgery. Our mission is to gather a community of like-minded and highly trained surgeons to influence patient advocacy, public education, and to educate the next generation of aesthetic surgeons.

If you're looking for the most accurate information from some of the most qualified experts, we're here to help. As a leading voice in aesthetic plastic surgery and cosmetic medicine, we seek the most accurate data, we care deeply about safety, and we always put patients first. We're happy to provide you with the most up-to-date information so patients will have even better outcomes.

About the Aesthetic Surgery National Databank

The 2020 Aesthetic Plastic Surgery Statistics were compiled using the **Aesthetic Neural Network** (ANN) data. The Aesthetic Society has partnered with Ronan Solutions™ (Phoenix, AZ) to develop ANN. ANN connects directly to participating Aesthetic Society member plastic surgeons' practice management systems to retrieve real-time, de-identified, billing data. The data is reviewed and mapped by subject matter experts to generate a dynamic, comprehensive, longitudinal, valid and reliable repository of procedural and billing data. ANN's automated, real-time data access also eliminates other drawbacks associated with surveys such as low response rates, cross-sectional data, inaccurate recall, need for manual data entry and limited number and scope of questions that can be included.

For the 2020 Statistics, aggregate data from all 288 participating plastic surgery practices across the U.S. were analyzed. The procedure counts were extrapolated to estimate nationwide statistics. These statistics have a standard error of +/- 5.66% at a 95% level of confidence.

ANN is a complimentary and exclusive benefit available only to Active Aesthetic Society Members. Participating members have access to detailed information about their own practices, and they can see aggregate data of other participants, allowing members the benefit of benchmarking their data against their peers, while protecting their privacy. ANN can retrieve and analyze up to 20 years of data from compatible systems thus offering unparalleled insights in practice management. For more information, please visit ann.surgery.org or email ann@surgery.org.

2020 Statistics

Quick Facts and Highlights

Top Surgical and Non-Surgical Procedures

Top Surgical Procedures

Liposuction: 296,601

Breast Augmentation: 252,022

Abdominoplasty (Tummy Tuck): 163,073

Removal Replacement - Breast Implants: 109,619

Mastopexy (Breast Lift): 102,751

Top Non-Surgical Procedures

Neurotoxins: 2,643,366

Dermal Fillers: 1,313,206

Skin Treatment (Chemical Peels, Hydrofacials, etc.): 1,038,968

Skin Treatment (IPL, Combination Lasers): 280,815

Hair Removal: 271,628

Revenue

All Aesthetic Procedures


\$9,308,356,641

Surgical

\$6,176,599,828

Non-Surgical

\$3,131,756,813



2020 Statistics

Highlights

Top Surgical - Gender Identity

Top Surgical Procedures (Women)

Liposuction: 197,984

Breast Augmentation: 185,957

Abdominoplasty (Tummy Tuck): 116,991

Removal Replacement - Breast Implants: 86,255

Mastopexy (Breast Lift): 80,033

Top Surgical Procedures (Men)

Liposuction: 11,588

Gynecomastia: 8,853

Blepharoplasty: 7,893


Rhinoplasty: 7,475

Abdominoplasty (Tummy Tuck): 3,591

Top Surgical - By Age

Age	Procedure	Count
17-35	Breast Augmentation	127,431
36-50	Liposuction	140,105
51-70	Liposuction	65,041
70+	Facelift	8,101

**40% of All Surgical
Procedures Were in
the 36-50 Age Group**



2020

Breast Procedures

	Procedure Count	Revenue
Augmentation	252,022	\$1,025,070,069
Breast Fat Grafting	10,356	\$34,358,280
Gynecomastia (Male Breast Reduction)	17,164	\$78,821,755
Mastopexy (Breast Lift)	102,751	\$474,209,444
Nipple Procedure	4,260	\$7,421,337
Reduction	55,353	\$316,438,685
Removal Breast Implants	49,631	\$180,084,082
Removal Replacement Implants	109,619	\$408,644,385
Scar Revision	606	\$622,182
TOTAL	601,761	\$2,525,670,219



2020

Body Procedures

	Procedure Count	Revenue
Abdominal (Hernia Repair)	5,366	\$7,740,408
Abdominoplasty (Tummy Tuck)	163,073	\$1,080,276,754
Body (Lipectomy)	1,065	\$978,391
Buttock Augmentation (Fat Grafting & Implants)	40,320	\$140,745,597
Excision of Excess Skin	41,343	\$190,826,180
Fat Grafting (Thigh and Other Body)	6,848	\$15,007,490
Implants (Calf)	209	\$1,095,887
Liposuction	296,601	\$758,741,983
Weight Loss (Gastric Balloon)	1,274	\$3,262,500
TOTAL	556,100	\$2,198,675,189



2020

Face/Neck/Brow Procedures



	Procedure Count	Revenue
Browlift	31,404	\$71,852,710
Buccal Fat Excision	4,218	\$9,266,575
Chin Augmentation	7,997	\$17,293,338
Face (PRP, Thread, Other Procedures)	14,825	\$21,046,194
Facelift	56,084	\$495,965,910
Facelift Combination	2,256	\$17,226,626
Fat Harvest	1,232	\$2,346,056
Fat Injection Face	28,376	\$50,322,032
Lip Enhancement	7,120	\$15,378,007
Liposuction (Face)	10,168	\$21,150,182
Midface Lift	1,566	\$7,629,427
Neck	22,947	\$94,894,527
TOTAL	188,193	\$824,371,585

2020

Eyes/Ears/Nose Procedures



	Procedure Count	Revenue
Blepharoplasty (Eyelid)	85,712	\$256,640,762
Earlobe (Repair/Reduction)	32,009	\$15,018,898
Otoplasty (Ear)	6,264	\$24,812,085
Rhinoplasty (Nose)	55,436	\$274,194,268
TOTAL	179,422	\$570,666,013

2020


Genitourinary Surgery



	Procedure Count	Revenue
Clitoral Hood Reduction	522	\$772,560
Gender Affirming	1,253	\$5,567,088
Labiaplasty	13,697	\$42,113,789
Labiaplasty and Clitoral Hood Reduction	689	\$3,234,082
Platelet Therapy	2,860	\$3,449,278
Vaginoplasty	648	\$2,080,024
TOTAL	19,669	\$57,216,821

2020


Toxins & Fillers



	Procedure Count	Revenue
Hyperhidrosis Treatment	501	\$500,663
Neurotoxins	2,643,366	\$1,079,779,426
Dermal Filler Reversal	14,679	\$3,533,752
Dermal Fillers	1,313,206	\$996,133,179
Facelift using Dermal Fillers	2,172	\$7,264,716
TOTAL	3,973,923	\$2,087,211,736

2020


Energy & Other Services



	Procedure Count	Revenue
Fat Reduction	140,314	\$245,364,696
Hair Removal	271,628	\$44,994,462
Muscle Tightening/Tone	10,398	\$5,807,131
Skin Rejuvenation	41,301	\$31,567,167
Skin Resurfacing	114,548	\$139,100,799
Skin Tightening	214,980	\$187,933,237
Skin Tightening and Fat Reduction	24,117	\$40,172,186
Skin Treatment (Combination Lasers)	280,815	\$107,417,621
Skin Treatment (Chemical Peels, Hydrofacials, etc)	1,038,968	\$205,407,249
Tattoo Placement (Placement of Pigment)	27,415	\$11,974,492
Vaginal Rejuvenation	17,393	\$21,492,791
Vascular Problems (Sclerotherapy)	8,665	\$3,313,245
TOTAL	2,190,542	\$1,044,545,077

2020

Aesthetic Plastic Surgeon Fees: Surgical



Average Charge

Average Charge

BREAST PROCEDURES

Augmentation	\$4,866
Breast Fat Grafting	\$3,318
Gynecomastia	\$4,622
Mastopexy	\$4,616
Nipple Reduction	\$1,739
Removal Breast Implants	\$5,717
Removal Replacement Implants	\$3,579
Scar Revision	\$3,730
	\$1,028

BODY PROCEDURES

Abdominal	\$1,442
Abdominoplasty	\$6,622
Body (Lipectomy)	\$2,116
Buttock Enhancement	\$3,329
Excision of Excess Skin	\$4,570
Fat Grafting and Injections	\$1,906
Implants	\$209
Liposuction	\$2,584
Weight Loss (Gastric Balloon)	\$2,561

FACE/NECK/BROW PROCEDURES

Brow	\$4,021
Buccal Fat Excision	\$2,197
Chin Augmentation	\$2,101
Face (PRP, Thread, Other Procedures)	\$313
Facelift	\$9,025
Facelift Combination	\$7,220
Fat Graft Unspecified	\$7,220
Fat Injection Face	\$2,157
Lip Enhancement	\$2,767
Liposuction (Face)	\$2,533
Midface lift	\$4,417
Neck	\$4,479

EYES/EARS/NOSE PROCEDURES


Blepharoplasty	\$2,996
Earlobe	\$462
Otoplasty	\$4,029
Rhinoplasty	\$4,925

GENITOURINARY SURGERY

Clitoral Hood Reduction	\$1,480
Gender Affirming	\$2,032
Labioplasty	\$3,022
Labioplasty and Clitoral Hood Reduction	\$4,694
Platelet Therapy	\$1,134
Vaginoplasty	\$3,213

2020

Aesthetic Plastic Surgeon Fees: Non-Surgical



Average
Charge

TOXINS

Hyperhidrosis	\$999
Neurotoxins and Dermal Filler Combination	\$209
Neurotoxins	\$408

FILLERS

Dermal Filler Reversal	\$241
Dermal Fillers	\$759
Liquid FaceLift using Dermal Filler	\$2,872
Y LIFT with Filler	\$4,571

ENERGY

Fat Reduction	\$1,749
Hair Removal	\$166
Muscle Tightening/Tone	\$558
Skin Rejuvenation	\$764
Skin Resurfacing	\$1,214
Skin Tightening	\$874
Skin Tightening and Fat Reduction	\$977
Skin Tightening and Fat Reduction Combination	\$3,187
Skin Treatment (Combination Lasers)	\$383
Vaginal Rejuvenation (Aesthetic Genital Surgery)	\$1,236

OTHER SERVICES

Skin Treatment (Chemical Peels, Hydrofacials, etc)	\$196
Tattoo Placement (Placement of Pigment)	\$437
Vascular Problems (Sclerotherapy)	\$382